

ORIGINAL RESEARCH ARTICLE

An implementation of CNN+NLP for evaluating and impacting social media advertising

Karrar S. Mohsin¹, P. G. Suraj², V.P. Sriram³, Minu Susan Jacob⁴, M. Anto Bennet⁵, Sudhakar Sengan^{6,*}, Pankaj Dadheech⁷

¹ Department of Information Technology, College of Science, University of Warith Al-Anbiyaa, Karbala 56001, Iraq

² VIT Business School, Vellore, Tamil Nadu 632014, India

³ Department of MBA, Acharya Bangalore B School (ABBS), Karnataka 560091, India

⁴ Department of Computer Science and Engineering, Sathyabama Institute of Science and Technology, Chennai 600119, India

⁵ Department of ECE, Vel Tech Rangarajan Dr. Sagunthala R&D Institute of Science and Technology, Chennai 600062, India

⁶ Department of Computer Science and Engineering, PSN College of Engineering and Technology, Tirunelveli 627152, India

⁷ Department of Computer Science and Engineering, Swami Keshvanand Institute of Technology, Management & Gramothan (SKIT), Rajasthan 302017, India

* **Corresponding author:** Sudhakar Sengan, sudhasengan@gmail.com

ABSTRACT

Post-to-Facebook data have been eliminated from text and image analysis investigations on Social Media (SM) participation, which have tested techniques for predicting activity. SM has fundamentally revolutionised the marketing division by presenting a direct link to users' inboxes. This research investigates Natural Language Processing (NLP) and Deep Convolutional Neural Networks (DeepCNN) to determine whether these technologies can improve SMA. Advertisers can support their SMA approaches by employing earlier methods to recognise consumer demands, behaviours, and preferences. A novel technique that integrates Deep Learning and Natural Language Processing in order to improve SM awareness has the possibility of helping revolutionise on-line advertising techniques, opening the for additional studies, and setting foundations for a Decision-Making System (DMS) which includes advertising data analytics and Artificial Intelligence (AI). A distinctive framework that forecasts how users behave using like count, post count, and sentiment was built utilising 500k posts on Facebook as the basis for the research investigation's approach. Image and text data performed better than unpredictability methods, demonstrating that data fusion is essential when predicting user behaviour.

Keywords: sentiment analysis; NLP; social media advertising; customer visions; machine learning; brand monitoring

ARTICLE INFO

Received: 29 February 2024

Accepted: 27 March 2024

Available online: 15 May 2024

COPYRIGHT

Copyright © 2024 by author(s).

Journal of Autonomous Intelligence is published by Frontier Scientific Publishing.

This work is licensed under the Creative Commons Attribution-NonCommercial 4.0 International License (CC BY-NC 4.0).

<https://creativecommons.org/licenses/by-nc/4.0/>

1. Introduction

Businesses in the fast-growing field of Social Media Advertising (SMA) are perpetually searching for novel methods to communicate with their intended consumers, win over suspicious customers, and keep them separated from other businesses. For these factors, the outside world of Social Media (SM), which is defined by differences generated by consumer information and the scope of its impact, has evolved into a vital tool^[1-5]. An individual's portfolio of actual life events is the thoughts, ideas, and sentiments they communicate on Social Media Networks (SMN). Marketers proficient at collecting

information from interactions may profit significantly from these sentiments, ideas, and perspectives. Sentiment Analysis (SA) is now recognized as an essential tool in this setting for accessing the implicit value of data on sentiment. As Natural Language Processing (NLP) has developed, this type of outcome is within approach^[6-10].

As part of NLP, SA attempts to recognize, classify, and measure the fundamental emotional content of what is said. The abbreviation “Opinion Analysis” can be utilized similarly in this study area. Furthermore, to emphasise elementary, minimal behaviours, advertisers ought to attempt to recognize their users’ secret feelings and thoughts^[11-15]. Machine Learning (ML) algorithms and advanced NLP approaches have evolved SA from an easy test into a vital tool for businesses winning in the worldwide SMN business. The fundamental goal of this work is to provide a complete analysis of SMA through the context of SM. In order to provide significant knowledge about the emotional and psychological well-being of the people they serve, businesses might use NLP in different approaches. The present article examines these techniques^[16-20].

This paper presents a detailed examination of the issue, addressing the scientific basis of SA and the real-world implications of the marketing techniques analyzed. The impact of SA in an SMA scenario may not be underscored^[21-25]. Applying this kind of technology, companies can evaluate consumer feedback, monitor the general public’s perception of their business, assess the success of their advertising efforts, and recognize fresh innovations and challenges as they develop.

A prevalent feature of data obtained from SMN is an incredible quantity of raw information. An additional benefit is that SA can suggestively impact ranking management, the level of customer service, and the production of new goods. However, it maintains its core structure, which is particularly identifiable^[26-30].

Furthermore, it includes factors like review and emotional evaluation that are impacted by contextual factors, answering major problems for SA. Ethical issues, such as those addressing biases in algorithms and privacy, enhance the significance of moral principles and practical use. It explores the philosophical foundations of SA and presents instances of its implementation in advertising methods, showing its significant influence^[31-35]. Consumers will find this data extremely valuable when processing the regularly developing business. In the marketing model, this article recommends delving into NLP and SA. The article emphasizes the significance of such approaches to assisting data-driven Decision-Making Systems (DMS) in sustaining attractiveness in the rapidly evolving marketing and promotional business.

This research’s objective is to share knowledge on the possibilities, risks, and ethical issues facing SA and present an approach for using NLP to find important customer data within the framework of SMM^[36-38].

In the present day of infinite data, companies that are prepared to interact with the views and emotions of their intended consumers will have a vital leg toward winning the SMM business. The procedure of retrieving sentiments from linguistic information on SMA networks and on-line reviews is named NLP, also referred to as SA. It uses ML, practical, and language-related techniques to classify sentiment as positive, neutral, or negative. Primary methods encompass the preprocessing of texts and tokenization, which is a Feature Extraction (FE), among others. ML models such as SVM, Naive Bayes, or LSTM are developed on tagged datasets to classify sentiments. There are several software, such as tracking businesses, designing products, analysing advertising efforts, researching competitors, and enhancing consumer service. Firms can more effectively comprehend the views of their customers, deal with emergencies, identify the positive and negative aspects of their goods, analyse their advertising strategies, and improve the standard of consumer fulfilment^[39,40].

Although NLP-based SA has tremendous potential, it must contend with many obstacles. Ambiguity and context play a considerable role in determining the meaning of words and phrases since the context in which they are employed may drastically alter that meaning^[41-44]. The ability of SA algorithms to comprehend context is a challenging task. Because sarcasm and irony are often communicated via oblique verbal clues, SA has

difficulty identifying them in written communication. Multilingual analysis Since SM is a worldwide platform, user SA must take into consideration a variety of languages and dialects. Emojis and Emoticons: Emojis and emoticons may substantially alter the emotion of communication, yet it is not easy to precisely discern what is being said via their use^[45-50]. In many datasets, one sentiment class (for example, neutral) may dominate, leading to unbalanced training data and bias in the model. Neutrality may be the most common sentiment class.

The article is systematized as follows: the detailed overview of impacting of social media advertising is given in Section 1, the related works are discussed in Section 2, the proposed Sentiment Analysis using CNN+NLP is given in Section 3, the result and discussion are shown in Section 4, and the article is concluded in Section 5.

2. Related works

Authors survey found that advertising managers trust SMA analytics like recognition of the brand (89%), the recommendations interest (88%), customer happiness (87%), input from users (80%), and analytics on the internet (80%)^[51-55]. Website views, price per 1000 views, and CTR are recommended. 18% of business enterprises will make more investments in the use of SM.

The authors researched mining feedback on social media and correlated images of image sentiment by SA^[56-60]. Implementing an object image classification approach, SA classifies the sentiment of these clustered images after an unsupervised system develops.

SA classifies texts by opinion instead of subject. Data retrieval, NLP, data analysis, and knowledge management are methods to identify qualitative information in enormous amounts of raw data^[61-65].

Government, e-commerce, and real-time SMA analysis use SA. It examines social media comments for its positive and negative aspects. It evaluates e-commerce activities and the quality of goods to convert unhappy consumers into marketers. Tweet feels analyses Twitter in real-time. Blogger-centric contextual marketing leverages SA to develop brand-focused customised advertisements. Overall, SA is frequently employed for recognizing and assessing patterns of behaviour and sentiment^[66-70].

Significant ML and DL text classification studies are available. Conventional techniques employ bag-of-words, TF-IDF, handcrafted n-grams, and complex features like phrases containing nouns, part-of-speech tags, and tree kernels for feature engineering and classification. More complicated features have been developed^[71-75].

The technique extracts 'k' essential text features in absolute order through several temporal k-max-pooling layers. The length of the sentence and layer order impact 'k'. CNN classifies brief texts following word vector clustering^[76-80].

BiLSTM-CRF extracts target words from subjective sentences and classifies the results into three categories for better sentence-level SA. Dividing sentences based on different thought targets increases SA^[81-85].

3. Proposed methodology—sentiment analysis (SA)

The research methodology for the study incorporates a systematic approach to collecting, analysing, and evaluating data about SA in the context of SMA. The study was conducted using the impact of Leveraging NLP for Customer Insights^[86-90]. This analytical phase includes a comprehensive investigation of the theoretical foundations of SA, NLP methods, and their dynamic role in the SMA field. Researchers work hard to understand the complexities of these fields, from the most basic principles to the most recent and cutting-edge breakthroughs.

In the context of SMA, this conceptual inquiry offers the framework for setting research questions,

establishing hypotheses, and designing an organizational method that perfectly matches SA’s intricacies. In addition to conceptual comprehension, the researchers also investigate the current state of the relevant technology background. Researchers address the most current advances in the tools, systems, and inventions within the contexts of NLP and SA. With the support of these scientific questionnaires, participants could select the correct study metrics, which put the examination at the cutting edge of the most modern scientific developments^[91–95]. It prevents the SA from using the most recently developed and cutting-edge tools to extract valuable data from the massive data collected from SMN sites.

Data cleansing (DC): The DC method is a key introductory phase in the study’s method, which demands significant focus on data. During this stage, a coordinated attempt is made to eliminate any unwarranted activity that might make the subsequent estimation false. The elimination of irrelevant words, unique symbols, and emojis and the collection of essential data are all part of this procedure. The studies ensure that the following analysis will be achieved on an error-free and significant dataset by filtering the data using this method. The investigation findings are then more precise and trustworthy due to the analysis.

Tokenization: The following procedure, which occurs after the data cleansing process is done, is to tokenize the textual data. The method divides the constant text flow into segments, including phrases, paragraphs, or single words. Tokenization is essential since it develops the text required for the following analysis. Through employing this approach, analysts may probe deeper into the data in search of sentiments, syntax, and semantic correlations. Once data is classified, it provides the analysis model and is processed using various NLP techniques^[96–98].

Feature engineering: In order to support the actual examination of the data as text, modern NLP methods such as word encoding and Term Frequency-Inverse Document Frequency (TF-IDF) are used. These methods change the text into statistical information, thereby rendering the text accessible to statistical analysis^[99,100]. One technique to record the semantic relationships between words is word encoding, which consists of mapping words into high-dimensional vector spaces. TF-IDF is a method that sets a numerical value to phrases to evaluate their importance in an article compared to a database. As a result, feature engineering is a vital part of preparing the data for SA and following ML techniques.

Convolutional layers process the incoming data by applying filters or kernels. Sliding over the input feature maps, these filters multiply elements by themselves and then add the results to create feature maps that depict local patterns. These regional patterns may indicate significant word or phrase combinations that influence sentiment in the context of SA. An increasing number of abstract and sophisticated characteristics may be learned by the network by stacking convolutional layers, Equation (1):

$$z_{i,j} = \sum_{m=1}^f \sum_{n=1}^f x_{i+m-1,j+n-1} \cdot w_{m,n} + b \quad (1)$$

where $z_{i,j}$ is the feature map in the output form, the feature map in the input is given as $x_{i,j}$, weight filters are indicated by $w_{m,n}$, the filter size is given as ‘ f ’, and the bias is given as ‘ b ’.

The resulting feature maps are subjected, element by element, to an activation function after each convolutional layer. Rectified Linear Unit (ReLU) is a popular option that adds non-linearity to the model by preserving positive values and setting negative values to zero. In order to allow the network to learn intricate correlations between input variables and feelings, non-linear activation functions are essential, Equation (2).

$$h_{i,j} = ReLU(z_{i,j}) \quad (2)$$

where the activation function in the output layer is indicated by $h_{i,j}$.

Pooling layers preserve significant information while reducing the spatial dimensions of the feature maps. For instance, max pooling downsamples the feature maps by choosing the most critical value from a range of values. The average value inside the frame is calculated by average pooling. By pooling the input data, the network’s computational cost may be decreased, and the learnt features become more resilient to slight

distortions or translations, Equation (3):

$$\text{MaxPooling}(x) = \max(x_{i:i+s-1, j:j+s-1}) \quad (3)$$

where the window size is signified as 's'. The output is flattened into a 1-D vector after the pooling layers. The multi-dimensional feature maps are rearranged throughout this step to create a format that can be entered into the fully linked layers. While the input is converted into a format that can be handled by Conventional Neural Network (CNN) layers, flattening maintains the spatial connections that the convolutional layers have learnt.

Dense layers, or Fully Connected (FC) layers, acquire high-level representations of the characteristics that the convolutional layers have collected. Every neuron in the layer above it is coupled to every other neuron in a wholly connected layer. The network can record intricate relationships between several input data components to these layers, which collect and integrate the information discovered by the convolutional layers, Equation (4).

$$y = \text{SoftMax}(W_x + b) \quad (4)$$

where the weight matrix is specified as 'W', bias is assumed as 'b', and the output SoftMax activation function is exposed as SoftMax.

The network's output layer comprises SoftMax units representing several emotion classifications (positive, negative, and neutral). Each class's probabilities are generated using the SoftMax activation function, and the total equals 1. The emotion of the supplied text is projected to be the class with the greatest likelihood. This last layer in SA enables the network to categorize the input text's sentiment using its learnt characteristics.

4. Result and discussion

A study of the SA in SMA, which has been rendered feasible by the tools of NLP, has resulted in several important and helpful findings that emphasise the revolutionary nature of the field. The results demonstrate that the domain has the potential to modernise the industry^[100–105]. This section presents an easily understood overview of these realisations by emphasising two important features: the inherent value of SA and its impact on advertisement tactics.

A further source of data showing that SA is not only an innovation in technology but also an imperative for contemporary technology businesses that function in the age of digital commerce is presented by the research results of this research. Measuring and quantifying sentiments that customers exhibit across SMA sites provides businesses with valuable insights into their target consumers' psychological reactions, likes and dislikes and opinions. Implementing this knowledge serves as a guide that leads decisions for marketing purposes, product development, and customer meeting systems. SA enables businesses to recognise emerging developments, analyse the impact of advertising tasks, and rapidly address problems or negative sentiment surges. It also exposes the complicated patterns of customer sentiment, which displays the most profound levels of customer sentiment. It also renders it more accessible to implement a client-centric method, where businesses adapt their goods and services, content, and message to the general sentiment. As an outcome, this contributes to improved client happiness and brand loyalty.

The processing efficiency of our architecture can be determined by model training and forecasting time. The architecture is executed on one Intel i7 1.8-GHz PC with a GPU and 32 GB of memory. The initially generated sample Twitter set needed 2 h of training and 5 s of prediction. Due to the small sample size, the second set was trained for 15 h, and the third was trained for 20 min.

4.1. Data context

Consumers respond to text and images in SM messages, which this research analyses. Post metadata contains likes, shares, reactions, tags, and timestamps. The data comes from customer interactions like comments, likes, and sharing. Advertiser profiles on Facebook featured ratings, followers, and lively comments. Page data, posts, post data, and comments are employed to research Facebook user behaviour.

According to Facebook’s privacy policy, comments and replies are confidential. Subscriber webpages are typically banned, so the app cannot see user information.

4.2. Data origin

The advertising software company Ad helps advertisers produce and advertise advertisements throughout different platforms. The on-line platform provides Facebook advertising guidance and over 2500 test advertisements. The tool allows advertisers to send advertisements to various platforms from one place. The article collected sample advertisements for SA.

4.3. Collection

The programming language Python web scraper searches websites on Facebook utilizing its graph API. No more than 3000 posts were obtained through scraping per page to limit ML presumption and Facebook’s everyday API session limit. Over 3000 posts have been collected. Text data was obtained and stored in a central repository, while image URLs minimised space. The result illustrates the data extraction procedure and a graph of the Facebook site comments collected. A user-friendly and ordered Facebook API enables URL prefixes for visiting children’s objects. The URL can be amended with posts and comments via “/Posts” or “/Comments”. Collecting data is more accessible and less error-prone. URLs serve as distinctive passwords for the text on a page element. The URL is the database’s key element, with 500k comments and sharing rates and 100k post sentiment samples in resultant graphs.

4.4. Text processing

Text data will be processed into NN vectors in the context of the research. Blank space is employed to divide text into words, generate word tokens, arrange them into sentences, lowercase words, eliminate stopwords, and delete words below three. Port stemmers cause stems for all words and POS tag repositories tag parts-of-speech. Word lemmatizers extract stems from stem and POS tags and send them into TD-IDF vectorizers for generating word vectors. These vectors represent NN features. “DL with Keras” includes an example.

In the context of SA, visual representations play a crucial role in elucidating numerous data and model performance features. **Figure 1**, the Word Cloud, provides a visually striking depiction of the most prominent words within the dataset, offering insights into the prevalent themes and SA. **Figure 2**, Classification Accuracy for Different Epochs, charts the evolution of model accuracy over time, serving as a diagnostic tool to assess convergence or divergence during training. **Figure 3**, Sentiment Distribution, offers a comprehensive view of the SA by illustrating the distribution of different SA across the dataset, aiding in understanding the overall SA. In the end, **Figure 4**, the Confusion Matrix, shows predicted labels to accurate labels for each sentiment class to demonstrate how well the model performed. This matrix measures SA algorithms’ accuracy, precision, recall, and F1-score. These visual representations enable SA researchers and practitioners to increase complete identifications, find patterns, and improve SA models.



Figure 1. Word cloud.

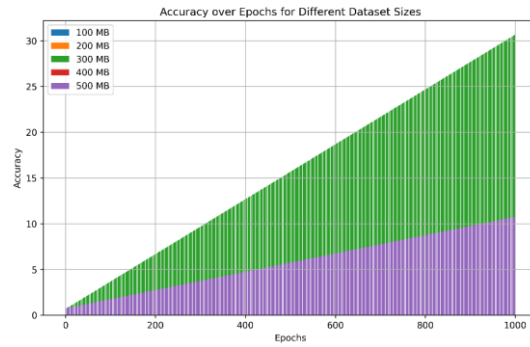


Figure 2. Classification accuracy for different epoch.

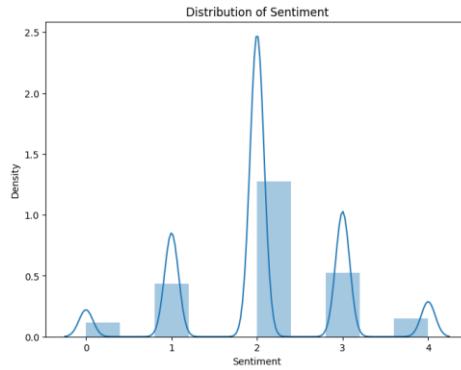


Figure 3. Sentiment distribution.




Figure 4. Confusion matrix.

The present research provides information about the life-changing effect that SM can have on marketing approaches. Technology-driven promotion enables businesses to communicate more directly and appropriately with the target people. First, SA may influence advertisements and other communications following consumer sentiment. It allows for the best methods of communication and timing, improving the probability that the target customer will like the information being provided. SA also helps businesses monitor consumer sentiment in real-time. The result is that enterprises adapt rapidly to problems and possibilities. It allows companies to manage adverse reviews and avoid emergencies, making it required to manage reputation resources.

5. Conclusion and future work

This investigation extends to the current state of the literature regarding forecasting user interactions. A data-driven advertising approach leverages data from the intended consumer’s electronic interactions instead of emotion when making decisions. This study integrated image and text-based models, with mid-model fusion predicting more significant user interaction. The CNN network functioned well on SM statistics, and the combined models performed better than the text-based NN and image-based CNN in all parameters. Image-based models are superior to text-based models, particularly with complicated data sets. On-line businesses

require SA to address problems and concentrate on customers. SA transforms advertising through interacting with customers and correlating content to sentiments. SA secures the reputation of a business by giving instant feedback from customers' data to solve problems and profit upon advantages. It extends above essential marketing and provides several advertising approaches. The research project forecasted user participation for both advertisements employing a hybrid model. The random model forecasted post count, share count, and post sentiment for 60% of the period for each blog post. The combination of the models accurately predicted post sentiment, post count, and share count 61%, 62%, and 65% of the time, defining an acceptable standard for future studies.

AI has revolutionized the development of products, helping businesses customize products according to consumer demands and improving consumer happiness and trust. Improved NLP algorithms can successfully identify irony and sarcasm in multiple languages, rendering this interesting for SMM.

Author contributions

Conceptualization, SS; methodology, SS; software, KSM; validation, PGS and VPS; formal analysis, MSJ; investigation, MAB; resources, PD; data curation, VPS; writing—original draft preparation, SS; writing—review and editing, SS; visualization, PD; supervision, KSM; project administration, MSJ; funding acquisition, MAB. All authors have read and agreed to the published version of the manuscript.

Conflict of interest

The authors declare no conflict of interest.

References

1. Ali Alkhatib LA, Subramanian S. Image Process Based Recommender System for Social Media Marketing. In: Proceedings of the 2023 International Conference on IT Innovation and Knowledge Discovery (ITIKD).
2. Gupta M, Kumar R, Sharma A, et al. Impact of AI on social marketing and its usage in social media: A review analysis. In: Proceedings of the 2023 14th International Conference on Computing Communication and Networking Technologies (ICCCNT).
3. Allaymoun MH, Hamid OAH. Business Intelligence Model to Analyze Social network Advertising. In: Proceedings of the 2021 International Conference on Information Technology (ICIT).
4. Yang KC, Huang CH, Yang C, et al. Applying Social Marketing Theory to develop retargeting and social networking advertising website. In: Proceedings of the 2015 IEEE International Conference on Industrial Engineering and Engineering Management (IEEM).
5. Mao E, Zhang J. What Drives Consumers to Click on Social Media Ads? The Roles of Content, Media, and Individual Factors. In: Proceedings of the 2015 48th Hawaii International Conference on System Sciences.
6. Noprisson H, Husin N, Zulkarnaim N, et al. Antecedent factors of consumer attitudes toward SMS, E-mail and social media for advertising. In: Proceedings of the 2016 International Conference on Advanced Computer Science and Information Systems (ICACSIS).
7. Carmichael D, Cleave D. How effective is social media advertising? A study of Facebook Social Advertisements. In: Proceedings of the 2012 International Conference for Internet Technology and Secured Transactions.
8. Huang W, Thienmongkol R, Weeranakin N. Research on the Achievements of Thai Advertising Content Creation and Social Media Channels and Cross-cultural Communication in China. In: Proceedings of the 2022 11th International Conference on Information Communication and Applications (ICICA).
9. Farhi F, Jeljeli R, Kandeel ME, et al. Social Media Marketing & Corporate Sector Customers' Loyalty: The Case Study of the Emirati Telecommunication Sector. In: Proceedings of the 2023 Tenth International Conference on Social Networks Analysis, Management and Security (SNAMS).
10. Huihui S. A Literature Review of humor advertising in social media: Based on CiteSpace. In: Proceedings of the 2021 International Conference on Management Science and Software Engineering (ICMSSE).
11. Wibowo S, Hidayat R, Suryana Y, et al. Measuring the Effect of Advertising Value and Brand Awareness on Purchase Intention through the Flow Experience Method on Facebook's Social Media Marketing Big Data. In: Proceedings of the 2020 8th International Conference on Cyber and IT Service Management (CITSM).
12. Boonjing V, Pimchangthong D. Data Mining for Customers' Positive Reaction to Advertising in Social Media. *Annals of Computer Science and Information Systems*; 2017.
13. Li YM, Lai CY. A Diffusing Path Planning Mechanism for Marketing Information Propagation over Social Media. In: Proceedings of the 2013 46th Hawaii International Conference on System Sciences. Published online January

2013. doi: 10.1109/hicss.2013.35
14. Goel K, Goel I. Cloud computing based social media model. In: Proceedings of the 2016 International Conference on Inventive Computation Technologies (ICICT).
 15. Oriakhi OP, Amin A, Safdar S. Negative Impact of Social Media Advertisements on Branding in Digital Marketing. In: Proceedings of the 2023 International Conference on IT Innovation and Knowledge Discovery (ITIKD).
 16. Gullapelly A, Banik BG. Classification of Rigid and Non-Rigid Objects Using CNN. *Revue d'Intelligence Artificielle*. 2021; 35(4): 341-347. doi: 10.18280/ria.350409
 17. Nanduri AK, Sravanthi GL, Pavan Kumar KVKVL, et al. Modified Fuzzy Approach to Automatic Classification of Cyber Hate Speech from the Online Social Networks (OSN's). *Revue d'Intelligence Artificielle*. 2021; 35(2): 139-144. doi: 10.18280/ria.350205
 18. Naik A, Chokkalingam PK. Binary social group optimization algorithm for solving 0-1 knapsack problem. *Decision Science Letters*. 2022; 11(1): 55-72. doi: 10.5267/j.dsl.2021.8.004
 19. Naik A, Satapathy SC. A comparative study of social group optimization with a few recent optimization algorithms. *Complex & Intelligent Systems*. 2020; 7(1): 249-295. doi: 10.1007/s40747-020-00189-6
 20. Naik A, Satapathy SC, Abraham A. Modified Social Group Optimization—a meta-heuristic algorithm to solve short-term hydrothermal scheduling. *Applied Soft Computing*. 2020; 95: 106524. doi: 10.1016/j.asoc.2020.106524
 21. Sujith AVLN, Qureshi NI, Dornadula VHR, et al. A Comparative Analysis of Business Machine Learning in Making Effective Financial Decisions Using Structural Equation Model (SEM). *Journal of Food Quality*. 2022; 2022: 1-7. doi: 10.1155/2022/6382839
 22. Venkateswarlu B, Sheno VV, Tumuluru P. CAViaR-WS-based HAN: conditional autoregressive value at risk-water sailfish-based hierarchical attention network for emotion classification in COVID-19 text review data. *Social Network Analysis and Mining*. 2021; 12(1). doi: 10.1007/s13278-021-00843-y
 23. Mohan C, Selvaraju P, Shanmugan S. Markov analysis of manpower and business of two units functioning under single management in Chennai city. *Advances in Mathematics: Scientific Journal*. 2020; 9(10): 8349-8356. doi: 10.37418/amsj.9.10.64
 24. Kumar ChNS, Sailaja M, Hussain MdA, et al. Applications of Machine Learning for Fake News Detection in Social Networks. *International Journal on Recent and Innovation Trends in Computing and Communication*. 2022; 10(2s): 146-150. doi: 10.17762/ijritcc.v10i2s.5921
 25. Paul C, Sahoo D, Bora P. Aggression in social media: Detection using machine learning algorithms. *International Journal of Scientific and Technology Research*. 2020; 9(4): 114–117.
 26. Balamurugan D, Aravinth SS, Reddy PCS, et al. Multiview Objects Recognition Using Deep Learning-Based Wrap-CNN with Voting Scheme. *Neural Processing Letters*. 2022; 54(3): 1495-1521. doi: 10.1007/s11063-021-10679-4
 27. Multilingual Sentiment Analysis Using the Social Eagle-Based Bidirectional Long Short-Term Memory. *International Journal of Intelligent Engineering and Systems*. 2022; 15(2): 479-493. doi: 10.22266/ijies2022.0430.43
 28. Srihari D, V. P. Multi Modal RGB D Action Recognition with CNN LSTM Ensemble Deep Network. *International Journal of Advanced Computer Science and Applications*. 2020; 11(12). doi: 10.14569/ijacsa.2020.0111284
 29. Kumar ER, Rama KVS. Sentiment Analysis using Social and Topic Context for Suicide Prediction. *International Journal of Advanced Computer Science and Applications*. 2021; 12(2). doi: 10.14569/ijacsa.2021.0120249
 30. Rajesh Kumar E, Jyotsna K, Ganta K, Nori RS. E-commerce recommender system using product data. *International Journal of Scientific and Technology Research*. 2020; 9(1): 860–863.
 31. Pradeep IK, Bhaskar MJ, Satyanarayana B. Data science and deep learning applications in the e-commerce industry: A survey. *Indian Journal of Computer Science and Engineering*. 2020; 11(5): 497–509.
 32. Raja MS, Raj LA, Kumar PMA, Kumar RN. Real Time Profile Analysis and Fake Detection Model for Improved Profile Security in On-line Social Networks. *International Journal of Intelligent Engineering and Systems*. 2022; 15(2): 251–259.
 33. Anuradha N, Vijaya Pal Reddy P, Vemulapalli A. Natural language processing for boosting text related data retrieval from larger repositories using python. *International Journal of Advanced Science and Technology*. 2020; 29(6): 3523–3528.
 34. Durga Indira N, Venu Gopala Rao M. Deep Learning CNN-Based Hybrid Extreme Learning Machine with Bagging Classifier for Automatic Modulation Classification. *International Journal of Intelligent Systems and Applications in Engineering*. 2022; 10(2s): 134–141.
 35. Yuvaraj N, Praghash K, Karthikeyan T. Privacy preservation of the user data and properly balancing between privacy and utility. *International Journal of Business Intelligence and Data Mining*. 2022; 20(4): 394. doi: 10.1504/ijbidm.2022.123216
 36. Chandra Sekhar P, Thirupathi Rao N, Bhattacharyya D, Kim TH. Segmentation of natural images with k-means and hierarchical algorithm based on mixture of Pearson distributions. *Journal of Scientific and Industrial Research*. 2021; 80(8): 707–715.
 37. Janarthanan P, Murugesh V, Sivakumar N, et al. An Efficient Face Detection and Recognition System Using

- RVJA and SCNN. *Mathematical Problems in Engineering*. 2022; 2022: 1-9. doi: 10.1155/2022/7117090
38. Verma PK, Agrawal P, Madaan V, et al. UCred: fusion of machine learning and deep learning methods for user credibility on social media. *Social Network Analysis and Mining*. 2022; 12(1). doi: 10.1007/s13278-022-00880-1
 39. Srinivas PVVS, Mishra P. Human Emotion Recognition by Integrating Facial and Speech Features: An Implementation of Multimodal Framework using CNN. *International Journal of Advanced Computer Science and Applications*. 2022; 13(1). doi: 10.14569/ijacsa.2022.0130172
 40. Mukiri RK, Vijaya Babu B. Prediction of Rumour source identification through spam detection on Social Networks-A survey. *Materials Today*; 2021.
 41. Mukiri RK, Burra VB. Prediction of Rumour Source Identification Using DRNN with LSTM in On-line Social Networks. *International Journal of Intelligent Systems and Applications in Engineering*. 2022; 10(2s): 142–147.
 42. Sekar S, Soleyappan A, Srimathi J, et al. Autonomous Transaction Model for E-Commerce Management Using Blockchain Technology. *International Journal of Information Technology and Web Engineering*. 2022; 17(1): 1–14. doi: 10.4018/ijitwe.304047
 43. Ramana SV, Katta AK, Rao PS, et al. Impact of Artificial Intelligence on Fraud Detection in Retail Banking Products. *International Journal of Intelligent Systems and Applications in Engineering*. 2022; 10(4): 124–129.
 44. Narasamma VL, Sreedevi M. Twitter based Data Analysis in Natural Language Processing using a Novel Catboost Recurrent Neural Framework. *International Journal of Advanced Computer Science and Applications*. 2021; 12(5). doi: 10.14569/ijacsa.2021.0120555
 45. Paruchuri VL, Rajesh P. CyberNet: a hybrid deep CNN with N-gram feature selection for cyberbullying detection in online social networks. *Evolutionary Intelligence*. 2022; 16(6): 1935-1949. doi: 10.1007/s12065-022-00774-3
 46. Mandhala VN, Somesekhar G, Kumar GA. Image classification using advanced convolutional neural networks (ACNN). *Journal of Advanced Research in Dynamical and Control Systems*. 2020; 12(6): 632–636.
 47. Latha YM, Rao BS. A Novel Autoregressive Co-Variance Matrix and Gabor Filter Ensemble Convolutional Neural Network (ARCM-GF-E-CNN) Model for E-Commerce Product Classification. *Revue d'Intelligence Artificielle*. 2022; 36(1): 163-168. doi: 10.18280/ria.360119
 48. Namasudra S, Chakraborty R, Majumder A, et al. Securing Multimedia by Using DNA-Based Encryption in the Cloud Computing Environment. *ACM Transactions on Multimedia Computing, Communications, and Applications*. 2020; 16(3s): 1-19. doi: 10.1145/3392665
 49. Sahu SS, Satapathy SC. Improvement of Modified Social Group Optimization (MSGO) Algorithm for Solving Optimization Problems. In: Seetha M, Peddoju SK, Pendyala V, et al. (editors). *Intelligent Computing and Communication*. ICICC 2022. *Advances in Intelligent Systems and Computing*. Springer, Singapore; 2023. doi: 10.1007/978-981-99-1588-0_55
 50. Deshmukh S, Thirupathi Rao K, Shabaz M. Collaborative Learning Based Straggler Prevention in Large-Scale Distributed Computing Framework. Kaur M, ed. *Security and Communication Networks*. 2021; 2021: 1-9. doi: 10.1155/2021/8340925
 51. Mishra S, Jena L, Tripathy HK, et al. Prioritized and predictive intelligence of things enabled waste management model in smart and sustainable environment. *PLOS ONE*. 2022; 17(8): e0272383. doi: 10.1371/journal.pone.0272383
 52. Banchhor C, Srinivasu N. Integrating Cuckoo search-Grey wolf optimization and Correlative Naive Bayes classifier with Map Reduce model for big data classification. *Data & Knowledge Engineering*. 2020; 127: 101788. doi: 10.1016/j.datak.2019.101788
 53. Kumar S, Jain A, Kumar Agarwal A, et al. Object-Based Image Retrieval Using the U-Net-Based Neural Network. *Computational Intelligence and Neuroscience*. 2021; 2021: 1-14. doi: 10.1155/2021/4395646
 54. Reddy AVN, Krishna ChP, Mallick PK. An image classification framework exploring the capabilities of extreme learning machines and artificial bee colony. *Neural Computing and Applications*. 2019; 32(8): 3079-3099. doi: 10.1007/s00521-019-04385-5
 55. Joshi S, Stalin S, Shukla PK, et al. Unified Authentication and Access Control for Future Mobile Communication-Based Lightweight IoT Systems Using Blockchain. Jain DK, ed. *Wireless Communications and Mobile Computing*. 2021; 2021: 1-12. doi: 10.1155/2021/8621230
 56. Chen M, Long Y. Empowering Rural Revitalization: Unleashing the Potential of E-commerce for Sustainable Industrial Integration. *J Knowl Econ*. 2024. doi: 10.1007/s13132-024-01813-3
 57. Kumar Vadla P, Prakash Kolla B, Perumal T. FLA-SLA aware cloud collation formation using fuzzy preference relationship multi-decision approach for federated cloud. *Pertanika Journal of Science and Technology*. 2020; 28(1): 117-140.
 58. Pradeep Kumar V, Prakash KB. A Critical Review on Federated Cloud Consumer Perspective of Maximum Resource Utilization for Optimal Price Using EM Algorithm. *Advances in Intelligent Systems and Computing*. 2020; 1057: 165-175.
 59. Pradeep Kumar V, Prakash KB. QoS aware resource provisioning in federated cloud and analyzing maximum resource utilization in agent-based model. *International Journal of Innovative Technology and Exploring Engineering*. 2019; 8(8): 2689-2697.
 60. Kumar VP, Bhanu K. Optimize the Cost of Resources in Federated Cloud by Collaborated Resource Provisioning and Most Cost-effective Collated Providers Resource First Algorithm. *International Journal of Advanced*

- Computer Science and Applications. 2021; 12(1). doi: 10.14569/ijacsa.2021.0120108
61. Pawan YVRN, Prakash KB, Chowdhury S, et al. Particle swarm optimization performance improvement using deep learning techniques. *Multimedia Tools and Applications*. 2022; 81(19): 27949-27968. doi: 10.1007/s11042-022-12966-1
 62. Pawan YVRN, Bhanu K. Improved PSO Performance using LSTM based Inertia Weight Estimation. *International Journal of Advanced Computer Science and Applications*. 2020; 11(11). doi: 10.14569/ijacsa.2020.0111172
 63. Naga Pawan YVR, Prakash KB. Impact of Inertia Weight and Cognitive and Social Constants in Obtaining Best Mean Fitness Value for PSO. *Advances in Intelligent Systems and Computing*. 2020; 1057: 197-206.
 64. Naga Pawan YVR, Prakash KB. Variants of particle swarm optimization and onus of acceleration coefficients. *International Journal of Engineering and Advanced Technology*. 2019; 8(5): 1527-1538.
 65. Nagapawan YVR, Prakash KB, Kanagachidambaresan GR. Convolutional Neural Network. In: *EAI/Springer Innovations in Communication and Computing*. Springer; 2021.
 66. Xia J. Juggling ecumenical wisdoms and xenophobic institutions: Framing and modelling China's telecommunications universal service and rural digitalization initiatives and policies. *Telecommunications Policy*. 2022; 46(2): 102258.
 67. Bharadwaj PKB, Kanagachidambaresan GR. Pattern Recognition and Machine Learning. In: *EAI/Springer Innovations in Communication and Computing*. Springer; 2021.
 68. Prakash KB, Kumar AJS, Kanagachidambaresan GR. Chatbot. In: *EAI/Springer Innovations in Communication and Computing*. Springer; 2021.
 69. Prakash KB, Sreedevi C, Lanke P, et al. Flower Detection Using Advanced Deep Learning Techniques. *Lecture Notes in Networks and Systems*. 2022; 355: 205-212.
 70. Vadla PK, Ruwali A, Prakash KB, et al. Neural Network. In: *EAI/Springer Innovations in Communication and Computing*. Springer; 2021.
 71. Sumanth Naga Deepak G, Rohit B, Akhil C, et al. An Approach for Morse Code Translation from Eye Blinks Using Tree Based Machine Learning Algorithms and OpenCV. *Journal of Physics: Conference Series*. 2021; 1921(1): 012070. doi: 10.1088/1742-6596/1921/1/012070
 72. Prakash KB, Ruwali A, Kanagachidambaresan GR. Regression. In: *EAI/Springer Innovations in Communication and Computing*. Springer; 2021.
 73. Vamsidhar E, Kanagachidambaresan GR, Prakash KB. Application of Machine Learning and Deep Learning. In: *EAI/Springer Innovations in Communication and Computing*. Springer; 2021.
 74. Chanumolu R, Alla L, Chirala P, et al. Multimodal Medical Imaging Using Modern Deep Learning Approaches. In: *Proceedings of the 2022 IEEE VLSI Device Circuit and System (VLSI DCS)*.
 75. Lopes A, Prakash KB. Artificial Intelligence and Machine Learning Approaches to Document Digitization in the Banking Industry: An Analysis. *Ingénierie des systèmes d'information*. 2023; 28(5): 1325-1334. doi: 10.18280/isi.280521
 76. Lakshmi M, Sahithi GS, Pravallika JL, Prakash KB. Hand Gesture Identification and Recognition using Modern Deep Learning Algorithms. *International Journal of Engineering and Advanced Technology*. 2019; 9(1): 5027-2031. doi: 10.35940/ijeat.a3004.109119
 77. Kanagachidambaresan GR, Ruwali A, Banerjee D, Prakash KB. Recurrent Neural Network. In: *EAI/Springer Innovations in Communication and Computing*. Springer; 2021.
 78. Jha AK, Ruwali A, Prakash KB, Kanagachidambaresan GR. Tensorflow Basics. *EAI/Springer Innovations in Communication and Computing*. Springer; 2021.
 79. Korlapati M, Ravipati T, Jha AK, Prakash KB. Categorizing research papers by topics using latent Dirichlet allocation model. *International Journal of Scientific and Technology Research*. 2019; 8(12): 1442-1446.
 80. Kumar Pallapothu LK, Sunanda Vulavalapudi VM, Evuru PC, et al. Semantic Analysis of Auto-generated Sentences using Quantum Natural Language Processing. In: *Proceedings of the 2023 International Conference on Intelligent and Innovative Technologies in Computing, Electrical and Electronics (IITCEE)*.
 81. Prakash KB, RajaRaman A, Lakshmi M. Complexities in developing multilingual on-line courses in the Indian context. In: *Proceedings of the 2017 International Conference on Big Data Analytics and Computational Intelligence (ICBDAC)*. Published online March 2017. doi: 10.1109/icbdaci.2017.8070860
 82. Prakash KB, Dorai Rangaswamy MA, Ananthan TV. Feature extraction studies in a heterogeneous web world. *International Journal of Applied Engineering Research*. 2014; 9(22): 16571-16579.
 83. Pushpalatha A, Harivarthini S, Akil S, et al. Real-time objects recognition and classification to audio conversion for visually impaired person. *International Journal of Advanced Science and Technology*. 2020; 29(3): 8290-8297.
 84. Botcha VM, Monitha G, Madala DNS, Kolla BP. Analysis of nature-inspired algorithms. *Journal of Critical Reviews*. 2020; 7(4): 752-754.
 85. Prakash KB, Dorai Rangaswamy MA. Content extraction studies for multilingual unstructured web documents. *Advances in Intelligent Systems and Computing*. 2019; 749: 653-664.
 86. Ismail M, Prakash KB, Rao MN. Collaborative filtering-based recommendation of on-line social voting. *International Journal of Engineering and Technology (UAE)*. 2018; 7(3): 1504-1507.
 87. Prakash KB. Content extraction studies using total distance algorithm. In: *Proceedings of the 2016 2nd*

- International Conference on Applied and Theoretical Computing and Communication Technology.
88. Bhanu Prakash K. Mining Issues in Traditional Indian Web Documents. *Indian Journal of Science and Technology*. 2015; 8(32). doi: 10.17485/ijst/2015/v8i1/77056
 89. Prakash KB, Raman AR, Dorai Rangaswamy MA. Attribute based content mining for regional Web documents. In: *Proceedings of the IET Chennai Fourth International Conference on Sustainable Energy and Intelligent Systems (SEISCON 2013)*.
 90. Prakash KB, Rangaswamy MAD, Raman AR. Statistical interpretation for mining hybrid regional web documents. *Communications in Computer and Information Science*; 2012.
 91. Prakash KB, Rajaraman A, Perumal T, Kolla P. Foundations to frontiers of big data analytics. In: *Proceedings of the 2016 2nd International Conference on Contemporary Computing and Informatics, IC3I 2016*.
 92. Prakash KB, Dorai Rangaswamy MA. Content extraction studies using neural network and attribute generation. *Indian Journal of Science and Technology*. 2016; 9(22). doi: 10.17485/ijst/2016/v9i22/95165
 93. Prakash KB. Mining Issues in Traditional Indian Web Documents. *Indian Journal of Science and Technology*. 2015; 8(1): 1-11. doi: 10.17485/ijst/2015/v8i32/77056
 94. Prakash KB, Rangaswamy MAD, Raja Raman A. ANN for multi-lingual regional web communication. *Lecture Notes in Computer Science (including subseries Lecture Notes in Artificial Intelligence and Lecture Notes in Bioinformatics)*; 2012.
 95. Prakash KB, Dorai Rangaswamy MA, Raman AR. Text studies towards multi-lingual content mining for web communication. In: *Proceedings of the 2nd International Conference on Trends in Information Sciences and Computing, TISC-2010*.
 96. Prakash KB, Ananthan TV, Rajavarman VN. Neural network framework for multilingual web documents. In: *Proceedings of 2014 International Conference on Contemporary Computing and Informatics, IC3I 2014*.
 97. Kavuri M, Bhanu K. Performance Comparison of Detection, Recognition and Tracking Rates of the different Algorithms. *International Journal of Advanced Computer Science and Applications*. 2019; 10(6). doi: 10.14569/ijacsa.2019.0100622
 98. Kolla BP, Dorairangaswamy MA, Rajaraman A. A neuron model for documents containing multilingual Indian texts. In: *Proceedings of the 2010 International Conference on Computer and Communication Technology (ICCT)*.
 99. Prakash KB, Rajaraman A. Mining of Bilingual Indian Web Documents. *Procedia Computer Science*. 2016; 89: 514-520. doi: 10.1016/j.procs.2016.06.103
 100. Prakash KB, Dorai Rangaswamy MA, Ananthan TV, Rajavarman VN. Information extraction in unstructured multilingual web documents. *Indian Journal of Science and Technology*. 2015; 8(16). doi: 10.17485/ijst/2015/v8i16/54252
 101. Kolla BP, Raman AR. Data Engineered Content Extraction Studies for Indian Web Pages. In: *Advances in Intelligent Systems and Computing*. Springer; 2019.
 102. Prakash KB. Information extraction in current Indian web documents. *International Journal of Engineering and Technology (UAE)*. 2018; 7(2.8): 68-71.
 103. Sivakumar S, Rajalakshmi R, Prakash KB, et al. Virtual Vision Architecture for VIP in Ubiquitous Computing. In: *EAI/Springer Innovations in Communication and Computing*. Springer; 2021.
 104. Prakash KB, Kumar KS, Rao SUM. Content extraction issues in online web education. In: *Proceedings of 2016 2nd International Conference on Applied and Theoretical Computing and Communication Technology (iCATccT)*.
 105. Kumar VP, Pallavi L, Prakash KB. Role of Recent Technologies in Cognitive Systems. In: *Cognitive Engineering for Next Generation Computing: A Practical Analytical Approach*. Wiley; 2021.